

United States Patent [19]

Masaki

[11] Patent Number: 4,834,701

[45] Date of Patent: May 30, 1989

[54] APPARATUS FOR INDUCING FREQUENCY REDUCTION IN BRAIN WAVE

[75] Inventor: Kazumi Masaki, Osaka, Japan

[73] Assignee: Ken Hayashibara, Okayama, Japan

[21] Appl. No.: 758,534

[22] Filed: Jul. 24, 1985

[30] Foreign Application Priority Data

Aug. 24, 1984 [JP] Japan 59-175098

[51] Int. Cl.⁴ A61N 1/34

[52] U.S. Cl. 600/28

[58] Field of Search 128/731-732,
128/905, 1 C, 1 R; 600/26-28

[56] References Cited

U.S. PATENT DOCUMENTS

3,489,843	1/1970	Schrecongost	84/1.24
3,712,292	1/1973	Zentmeyer, Jr.	128/1 C
3,799,146	3/1974	John et al.	128/731
3,809,069	5/1974	Bennett	128/731
4,092,981	6/1978	Ertl	128/731
4,141,344	2/1979	Barbara	128/1 C
4,191,175	3/1980	Nagle	128/1 C
4,227,516	10/1980	Meland et al.	128/1 C
4,289,121	9/1981	Kupriyanovich	128/1 C
4,315,502	2/1982	Gorges	128/1 C
4,323,079	4/1982	Demetrescu	128/731

4,334,545	6/1982	Shiga	128/732
4,335,710	6/1982	Williamson	128/1 C
4,388,918	6/1983	Filley	128/1 C
4,550,736	11/1985	Broughton et al.	128/731
4,573,449	3/1986	Warncke	128/1 C

FOREIGN PATENT DOCUMENTS

1554569	1/1969	France	128/1 C
1392893	5/1975	United Kingdom .	
1451019	9/1976	United Kingdom .	
2067410	7/1981	United Kingdom .	
2124491	2/1984	United Kingdom .	

Primary Examiner—Kyle L. Howell

Assistant Examiner—Angela D. Sykes

Attorney, Agent, or Firm—Browdy and Neimark

[57] ABSTRACT

Frequency reduction in human brain wave is inducible by allowing human brain to perceive 4-16 hertz beat sound. Such beat sound can be easily produced with an apparatus, comprising at least one sound source generating a set of low-frequency signals different each other in frequency by 4-16 hertz. Electroencephalographic study revealed that the beat sound is effective to reduce beta-rhythm into alpha-rhythm, as well as to retain alpha-rhythm.

13 Claims, 3 Drawing Sheets

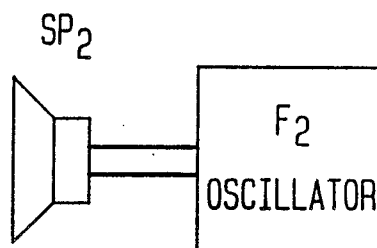
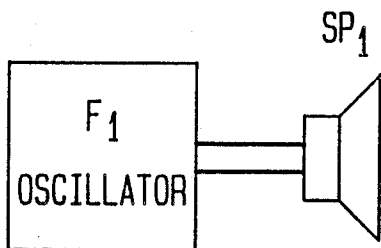


FIG. 1



FIG. 2

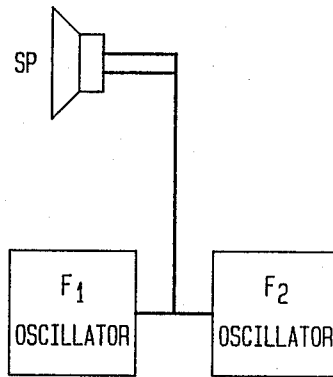


FIG. 3

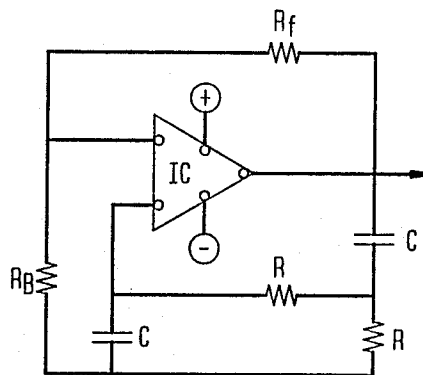


FIG. 4

A₁, A₂, A₃ = FREQUENCY LOWERING CIRCUITS

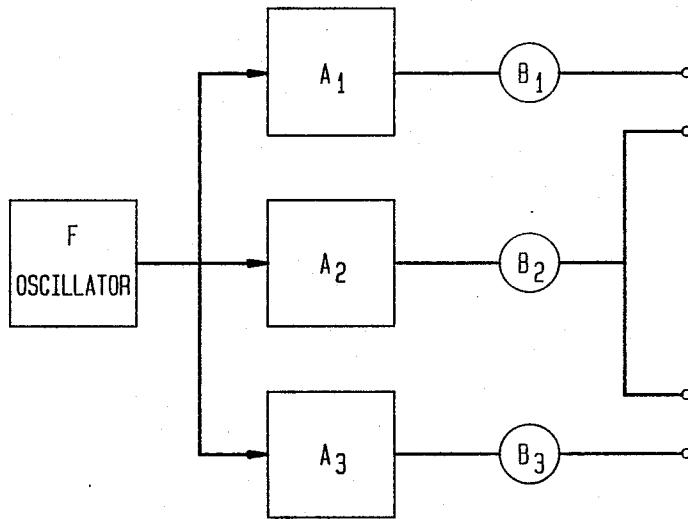


FIG. 5

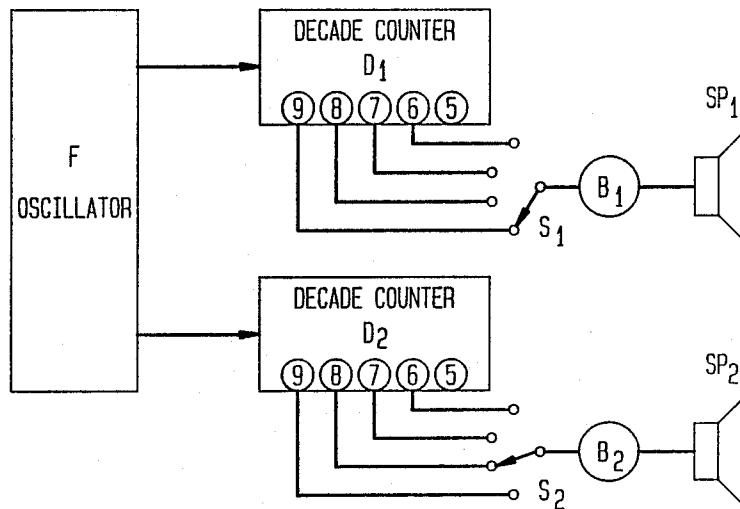
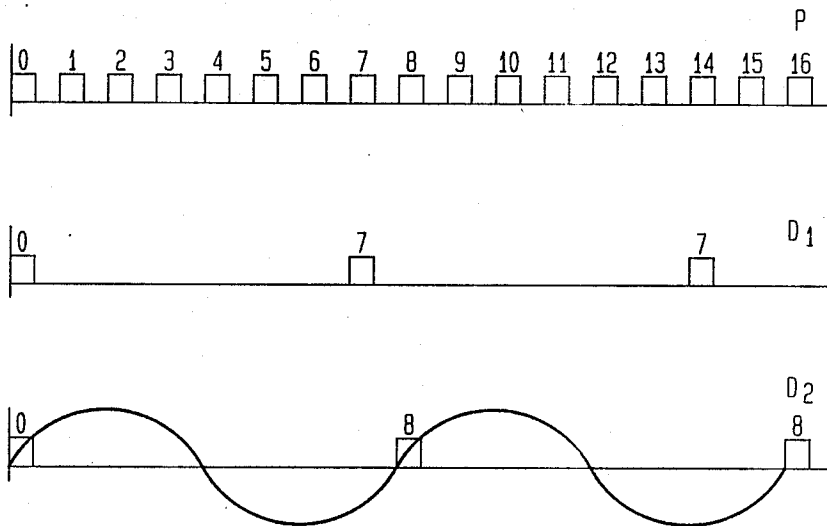


FIG. 6

HUMAN BRAIN WAVE (HERTZ)									
BETA-RHYTHM			ALPHA-RHYTHM				THETA- OR DELTA-RHYTHM		
20	18	16	14	12	10	8	6	4	2

FIG. 7



APPARATUS FOR INDUCING FREQUENCY REDUCTION IN BRAIN WAVE

FIELD OF THE INVENTION

The present invention relates to an apparatus to induce frequency reduction in human brain wave.

DESCRIPTION OF THE PRIOR ART

The human brain wave produced when the five sensory organs are in action is called as "beta-rhythm", a brain wave of 15 hertz or higher, which is reduced to the "alpha-rhythm", a brain wave of 7 to 14 hertz, by mental relaxation.

One may exhibit an amazing ability when one's brain wave is in alpha-rhythm. In such state, a great ability may be exhibited in learning, researching, and making invention.

So far no effective means to induce frequency reduction in human brain wave was proposed.

SUMMARY OF THE INVENTION

Accordingly, one general object of the invention is to provide an apparatus to induce frequency reduction in human brain wave.

Still more specific object of the invention is to provide an apparatus to allow human brain to perceive a beat sound within a prescribed frequency range.

These and other objects as may become apparent hereafter have been attained with an apparatus, comprising means for generating a pair of low-frequency signals; said signals being different in frequency by 4-16 hertz.

BRIEF DESCRIPTION OF THE DRAWING

The present invention will hereinafter be explained with reference to the accompanying drawings:

FIG. 1 show a basic structure of an apparatus according to the invention;

FIG. 2 shows another basic structure using single sound source;

FIG. 3 shows a circuit diagram of an oscillator feasible in the invention;

FIG. 4 shows a circuit diagram of an apparatus feasible to generate a correct frequency difference;

FIG. 5 shows a circuit diagram wherein decade counters are used;

FIG. 6 shows the frequency of human brain waves; and

FIG. 7 shows a waveform chart illustrating frequency lowering operation of decade counter.

In the Figures, F indicates oscillator; SP, loudspeaker; IC, linear integrated circuit; C, capacitance; R, resistance; A, frequency lowering-circuit; B, waveform-modifier; D, decade counter; and S, switch.

DESCRIPTION OF THE PREFERRED EMBODIMENTS

FIG. 1 shows a basic structure of an apparatus according to the invention, wherein the outputs of first- and second-oscillators F_1 and F_2 are sounded with loudspeakers SP_1 and SP_2 respectively. The ears perceive their frequency difference as beat. Human brain wave can be reduced to alpha-rhythm by employing a beat frequency approximate or equal to alpha-rhythm.

FIG. 2 shows an example wherein the outputs of first- and second-oscillators F_1 and F_2 are sounded with single loudspeaker SP.

FIG. 3 illustrates an oscillator circuit, essentially consisting of linear integrated circuit IC, capacitance C and resistance R, feasible in first- and second-oscillators F_1 and F_2 . The oscillation frequency f is expressed by $f=1/\kappa RC$, where κ is the constant. In the apparatus according to the invention, the oscillation frequency f is generally set to 120-180 hertz.

FIG. 4 shows a means for fixing the frequency difference in order to obtain a stabilized beat. For example, 900 hertz fundamental frequency, produced by oscillator F, is applied to frequency lowering-circuits A_1 , A_2 and A_3 to obtain signal with one-ninth, one-eighth or one-seventh of the fundamental frequency, i.e. 100, 112.5 and 128 hertz, respectively. These signals are changed by waveform-modifiers B_1 , B_2 and B_3 into more audible signals, and then used to generate a beat sound corresponding to either frequency difference of $112.5-100=12.5$ (hertz) or $128-112.5=15.5$ (hertz).

FIG. 5 shows an example wherein fundamental frequency f produced by oscillator F is lowered by decade counter F. Decade counter F is arranged to produce single synchronous signals at output terminals 9, 8, 7 and 6 for every ninth-, eighth-, seventh- or sixth-cycles of the fundamental frequency. For example, when oscillator F is supposed to generate 900 hertz signal, then 100 hertz signal appears at output terminal 9 of decade counter D_1 . Similarly, output terminal 8 of decade counter D_2 is applied with 112.5 hertz signal; terminal 7, 128.5 hertz signal; and terminal 6, 150 hertz signal. By turning an output terminal 9 of decade counter D_1 and output terminal of 8 of decade counter D_2 with switches S_1 and S_2 , a 12.5 hertz beat sound is produced, while by using output terminal 9 of decade counter D_1 and output terminal 7 of decade counter D_2 a 28.5 hertz beat is sounded. A beat sound with a desirable frequency, obtained by turning on any two output terminals with switches S_1 and S_2 , is changed with waveform-modifiers B_1 and B_2 into a more audible signal, and then sounded by loudspeakers SP_1 and SP_2 .

FIG. 6 shows the frequency of human brain waves: It can be seen that the frequency of human brain wave produced when the five sensory organs are in action is 15 hertz or higher, but shiftable to alpha-rhythm, i.e. 7-14 hertz, by mental relaxation.

FIG. 7 shows the operations of decade counter D.

When successive signals 0, 1, 2, . . . , and 16 come into decade counters D_1 and D_2 in a manner as shown with chart "P", for example, seventh- and eighth-signal 7 and 8 produce single pulses at decade counters D_1 and D_2 respectively to back them to the first state for the subsequent counting. By using these as synchronous signal, sine or other suitable waveform can be desirably generated, followed by modification into a more audible waveform with waveform-modifier B.

An electroencephalographic study using volunteers confirmed that 4-16 hertz beat sound is most effective to lower the frequency of human brain wave to 8-14 hertz alpha-rhythm. I found that such beat sound is also effective to retain alpha-rhythm, as well as to bring human brain wave from either "theta-rhythm" or "delta-rhythm" into alpha-rhythm.

Having described the present invention as related to the embodiments shown in the accompanying drawings, it is my intention that the invention is not limited by any of the details of description, but rather be con-

strued broadly within its spirit and scope as set out in the accompanying claims.

I claim:

1. An apparatus for inducing frequency reduction of human brain wave, comprising:

- (a) means for generating a first low-frequency signal which is higher in frequency than the range of 4 to 16 hertz;
- (b) means for generating a second low-frequency signal which is higher in frequency than the range of 4 to 16 hertz and is different in frequency by 4 to 16 hertz from the first signal;
- (c) means for sounding the first- and second signals to generate a beat signal of the frequency of 4 to 16 hertz.

2. The apparatus in accordance with claim 1, wherein the frequency of the first signal is 120 to 180 hertz.

3. The apparatus in accordance with claim 1, wherein either or both of said generating means comprises a means for generating a low-frequency signal and a means for lowering the frequency of the signal.

4. The apparatus in accordance with claim 3, wherein said frequency lowering means is coupled with the sounding means through a waveform-modifier.

5. The apparatus in accordance with claim 3, wherein said frequency lowering means is a decade counter.

6. The apparatus in accordance with claim 1, wherein said sounding means is at least one earphone or loud-speaker.

7. The apparatus in accordance with claim 1, wherein said generating means essentially consists of a linear integrated circuit, capacitance, and resistance.

8. An apparatus for inducing frequency reduction of brain waves of human subject, comprising:

- (a) first means for generating a first low-frequency signal which is higher in frequency than the range of 4 to 16 hertz;
- (b) second means for generating a second low-frequency signal which is higher in frequency than the range of 4 to 16 hertz and is different by 4 to 16 hertz from said first low-frequency signal; and
- (c) means for sounding said first- and second-low frequency signals to generate a beat signal of the frequency of 4 to 16 hertz;

whereby upon perceiving said beat signal by the human brain the ongoing state of brain wave is shifted to alpha-rhythm.

9. The apparatus of claim 8, wherein at least one of said first and second generating means comprises a third means for generating a third low-frequency signal and a means for lowering the frequency of said third low-frequency signal to produce a fourth low-frequency signal.

10. The apparatus of claim 9, wherein said means for lowering said third low-frequency signal is coupled with said means for sounding through a waveform-modifier.

11. The apparatus of claim 10, wherein said means for lowering comprises a decade counter.

12. The apparatus of claim 8, wherein said means for sounding is coupled to at least one ear of the human subject.

13. The apparatus of claim 8, wherein each of said means for generating a first- and a second- low frequency signal comprises linear integrated amplifier means, capacitor means, and resistor means.

* * * * *

35

40

45

50

55

60

65